


FT Series

FTB12-95 12V95Ah



Sacred Sun front terminal batteries have been designed specifically for applications which demand the highest levels of security and reliability. The monoblocs have excellent high rate performance, compact design and standard footprint for 19" and 23" cabinets. Thick Pb-Ca-Sn alloy grids are designed to resist corrosion and prolong service life.

Benefits

- Long life according to EUROBAT Classification
- High discharge performance
- High gas recombination efficiency
- Maximum charge efficiency
- Low self-discharge rate
- Easy installation and handling
- Centralized venting system

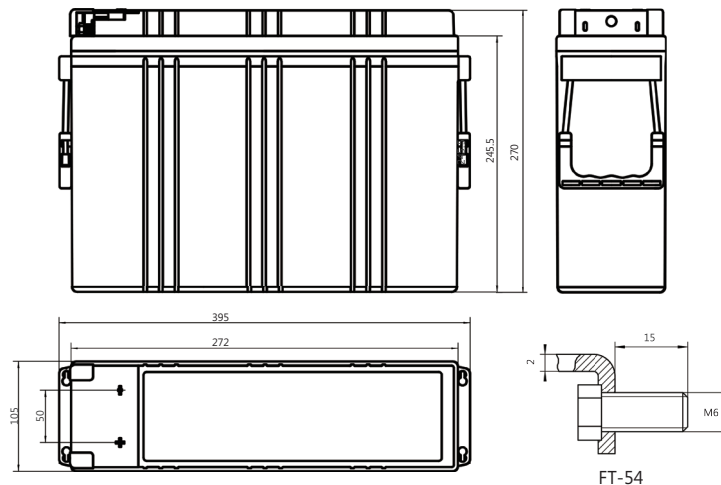
Applications

- Telecommunications
- Power system
- UPS
- Emergency power
- Data center

Standards

- IEC 60896-21/22
- BS 6290-4
- EUROBAT guide
- Installation compliant with EN50272-2

Drawing



Specifications

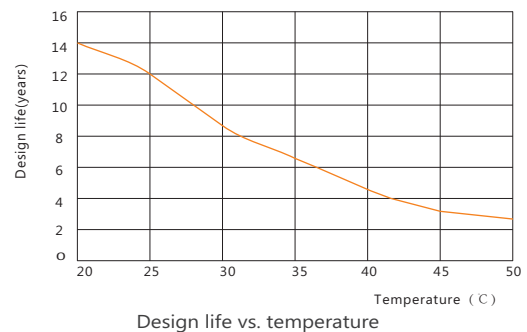
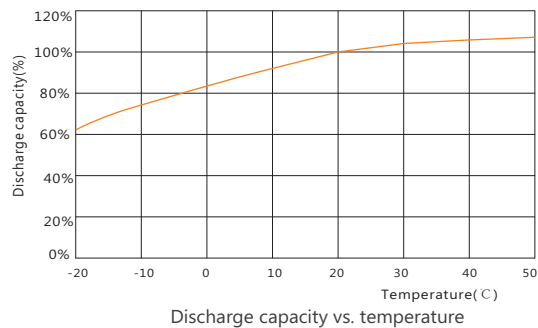
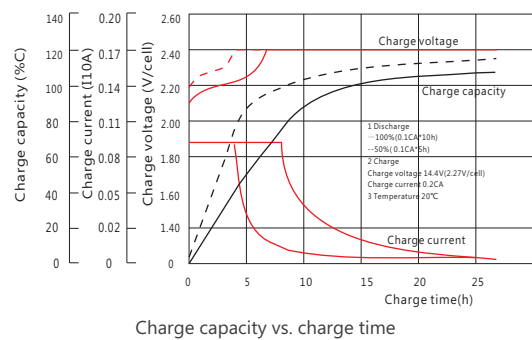
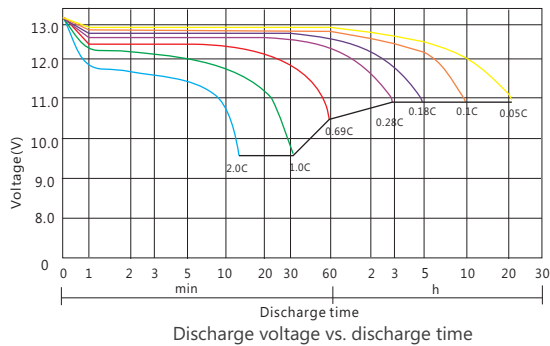
Battery Model	FTB12-95			
Design Life (years, 25°C)	12			
Capacity (Ah, 25°C)	10HR (9.5A, 1.80V)	5HR (16.63A, 1.80V)	3HR (26.03A, 1.80V)	1HR (52.8A, 1.75V)
	95	83.13	78.09	52.8
Dimensions (mm)	Length	Width	Height	Total Height
	395	105	270	270
Approx. Weight (kg)	28.5			
Reference Internal Resistance (mΩ)	4.8 (fully charged @ 25°C)			
Maximum Discharge Current (A/3 Sec.)	799			
Self-Discharge (25°C)	≤ 1.5% per month			
Charge Voltage (V/cell, 25°C)	Cycle use		Float use	
	2.35 (-3.5mV/°C/cell), max charge current: 19A		2.25 (-3.5mV/°C/cell)	
Short Circuit Current (A)	2500			

Discharge Data

Constant Current Discharge Data (25°C, A)														
End Voltage (V/cell)	min					h								
	5	10	15	30	45	1	2	3	4	5	6	8	10	20
1.60	261.1	208.9	172.6	118.3	82.5	62.8	37.5	27.74	21.0	17.39	14.92	11.31	9.88	5.13
1.65	244.0	191.3	163.6	110.8	75.8	59.5	36.7	27.27	20.8	17.29	14.82	11.26	9.79	5.04
1.70	224.3	172.1	150.8	103.4	70.3	54.2	35.7	26.70	20.5	17.10	14.63	11.17	9.69	4.98
1.75	206.8	157.8	141.8	99.2	68.5	52.8	35.2	26.41	20.2	16.82	14.44	11.12	9.60	4.93
1.80	184.4	146.6	130.5	91.1	61.5	48.9	34.2	26.03	20.0	16.63	14.25	10.93	9.50	4.86

Constant Power Discharge Data (25°C, W/cell)														
End Voltage (V/cell)	min					h								
	5	10	15	30	45	1	2	3	4	5	6	8	10	20
1.60	443.3	389.5	327.8	204.3	148.2	125.4	71.73	52.73	40.19	33.25	28.69	21.57	19.00	9.82
1.65	424.5	370.5	308.8	194.8	143.5	123.5	71.16	52.06	39.90	33.16	28.50	21.52	18.62	9.79
1.70	403.4	357.2	292.6	188.1	139.7	121.6	70.21	51.30	39.71	32.97	28.22	21.45	18.05	9.73
1.75	380.0	334.4	278.4	179.6	134.9	117.8	69.83	50.83	39.43	32.68	28.03	21.38	17.67	9.68
1.80	353.6	314.5	262.2	172.0	130.2	114.0	68.97	50.45	39.14	32.40	27.84	21.28	17.1	9.61

Performance Curve



Sacred Sun Power Sources Co., Ltd.

No.1 Shengyang Road Qufu City, PRC
sales@sacredsun.cn

Sacred Sun Asia Pacific

No. 15, Yishun Industrial Street 1,
#01-17, WIN5, Singapore 768091
sales.asia@sacredsun.cn

Sacred Sun Europe SPRL

Schoenstraat 96-9140 Temse, Belgium
sales.eu@sacredsun.cn

Sacred Sun MEA FZE

S10122A1019 Jebel Ali, Dubai,
United Arab Emirates
sales.mea@sacredsun.cn